





Communication and Language		Physical Development	
<p>Speaking: Talk about teddy likes/dislikes; responding and answering/asking questions.</p> <p>Listening: Listening to a variety of stories and poems about teddies</p> <p>Understanding:</p> <p>Understand what tools are used for</p> <p>Develop understanding of prepositions eg under, behind,</p> <p>Follow instructions about placing objects</p>		 <p>It's a Bear!</p> <p>Spring 1 2018</p>	
<p>Literacy</p> <p>Continue to develop phonic knowledge and word building skills.</p> <p>Build understanding of rhyme.</p> <p>Writing: use phonics knowledge to write words, captions and sentences, Write descriptions of teddies.</p> <p>Reading: listen and respond to stories and information about bears. Reading simple sentences in books and around us.</p>		<p>Personal, Social and Emotional Development</p> <p>Respect for other people's belongings, when each child brings in their own teddy.</p> <p>Taking care of other people's belongings and teddies brought into school.</p> <p>Taking care of your own belongings, looking after your teddy.</p> <p>Sharing toys and various materials with others, turn-taking.</p>	
<p>Mathematics</p> <p>Counting: - securing knowledge of numbers to 20 - recognition and ordering, counting accurately, Making 10 using different coloured teddies and numicon shapes. Adding and subtracting small numbers</p> <p>Shape, Space and Measures:</p> <p>Match shapes, copy and continue patterns</p> <p>Compare sizes and capacity.</p> <p>Measuring using teddy rulers, balance scales for weighing and comparing.</p> <p>Vocabulary: full, empty, tall, short, big small, medium-sized</p> <p>Positional & directional, words eg. Forwards, backwards, etc</p>		<p>Expressive Arts and Design</p> <p>Art: observational drawing of own bears, looking at line and texture. Colour matching to paint fur.</p> <p>Drama/ role play: acting out The Three Bears story with props.</p> <p>Imaginative Play: Small world play, 2D puppet theatres.</p> <p>Music: play with instrument sounds and how we can change them. Make them represent parts of a story.</p> <p>Understanding the World</p> <p>Look at materials used for making teddy bears.</p> <p>How do teddies move?</p> <p>Look at Old and New Bears and other toys compare those from different times.</p> <p>Make a teddy using various materials.</p> <p>Make a sledge or car for your teddy to move down a slope</p>	
			
			

--	--	--